

WHITE	ALMOND	KHAKI
-------	--------	-------

ASK YOUR SALES PERSON FOR A FREE COLOR SAMPLE



Shown with ALMOND FLUTED SPINDLES

Structural Vinyl Railings

FULLY ASSEMBLED

AVAILABLE IN 4', 6', 8' AND 10' ON CENTER SECTIONS


Whitman Railings

Sections Include:

- 2" x 3 1/2" Top Rail
- 2" x 3 1/2" Bottom Rail
- Aluminum Top Rail Insert Included on 4', 6' & 8' Sections.
- Top & Bottom Aluminum Rail Inserts Included on 10' Wide Sections.

Eclipse Railing Bracket System


• Secure Metal To Metal Connection



• 6 screws attach the back of the bracket to the post.

• 4 screws secure the sides to the rail and H-Channel

• Aluminum H-channel for added stability and safety.



Metal Base Plate provides strength and safety.

- * - Bracket base plate is metal providing strength and safety
- * - Bracket design allows one person to easily and quickly install railing
- * - Decorative trim cover slides on hiding all fasteners.

2" x 3 -1/2" Rail Bracket Kit



Stair Bracket Kit



Eclipse Railing Bracket Adapters

M-22PA



22.5 degree Post Adapter

M-45PA



45 degree Post Adapter

M-28CA



8" Column Adapter



2" x 3 -1/2"
RAIL
BRACKET
KIT



2" x 3 -1/2"
STAIR
RAIL
BRACKET
KIT



2" x 3.5"
45° DEGREE
BRACKET

White or
Almond Only



ANGLEWIZARD™
ADJUSTABLE
RAILING BRACKETS

GET THE RIGHT ANGLE EVERY TIME!



- Designed for railings on stairs, porches, decks or gazebos where custom angles are needed.
- Stainless steel screws with painted heads are included.


2" X 3.5"
STAIR
ANGLE WIZARD
AW 24-H



2" X 3 1/2"
PORCH
ANGLE WIZARD
AW 24-V



- Screws are grade 18-8 stainless steel.
- The screws are completely and cleanly hidden from view by the Hole Plugs.





FLAT CAP



NEW ENGLAND



DOME

COACHMAN



GOthic



NEWPORT POST CAP



SOLAR FENCE LIGHTS

- Weatherproof Durable Finish
- See Our Selection of Fence and Deck lights.



Fits 5 x 5 Vinyl Post



Fits 4 x 4 Vinyl Post



Fits 5 x 5 Vinyl Post



Fits 4 x 4 Vinyl Post



AVAILABLE IN WHITE, ALMOND OR KHAKI

Vinyl PERGOLA Kits



- FUNCTIONAL & BEAUTIFUL
- BEAMS AND POSTS ARE REINFORCED WITH HEAVY-DUTY ALUMINUM BEAMS
- LOW MAINTENANCE VINYL
- CAN BE INSTALLED ON GRASS, WOOD OR COMPOSITE DECKS & CONCRETE OR BRICK PATIOS.
- AVAILABLE IN KHAKI, WHITE AND ALMOND
- ASK YOUR SALESPERSON FOR A FREE COLOR SAMPLE

GALAXY SOLAR LIGHTS



Include four (4) LED lights and two (2) rechargeable batteries.

Fits 4 x 4 and 5 x 5 posts

LOW VOLTAGE Fence Lights




Fits 4 x 4 and 5 x 5 posts



OTHER STYLES AVAILABLE

THE WEDGE Solar Light



Three bright LED lights cast a beam of light over 15 feet in length. Attach to: Trellis, Fencing, Arbors, Entry Ways, Decks, Pergolas, Gates and steps.

WHITE	ALMOND	KHAKI
-------	--------	-------

ASK YOUR SALES PERSON FOR A FREE COLOR SAMPLE



Shown with KHAKI TEARDROP SPINDLES

Structural Vinyl Railings

FULLY ASSEMBLED

AVAILABLE IN 4', 6', 8' AND 10' ON CENTER SECTIONS

Conrad Railings

Sections Include:

- T Rail Design Top Rail.
- 2" x 3 1/2" Bottom Rail
- Aluminum Top Rail Insert Included on 4', 6' & 8' Sections.
- Top & Bottom Aluminum Rail Inserts Included on 10' Wide Sections.

Eclipse Railing Bracket System


- **Secure Metal To Metal Connection**



• 6 screws attach the back of the bracket to the post.

• 4 screws secure the sides to the rail and H-Channel

- Aluminum H-channel for added stability and safety.



Metal Base Plate provides strength and safety.

- * - Bracket base plate is metal providing strength and safety
- * - Bracket design allows one person to easily and quickly install railing
- * - Decorative trim cover slides on hiding all fasteners.

T-Rail Bracket Kit



T-Rail Stair Bracket Kit



Eclipse Railing Bracket Adapters



M-22PA

22.5 degree Post Adapter



M-45PA

45 degree Post Adapter



M-28CA

8" Column Adapter



T-RAIL BRACKET KIT



T-RAIL STAIR BRACKET KIT



2" x 3 1/2" STAIR BRACKET KIT



2" x 3.5" 45° DEGREE BRACKET
White or Almond Only



T-RAIL 45° DEGREE LEFT OR RIGHT BRACKET
White or Almond Only



GET THE RIGHT ANGLE EVERY TIME!



- Designed for railings on stairs, porches, decks or gazebos where custom angles are needed.
- Stainless steel screws with painted heads are included.

STAIR DOWN STAIR UP



T-RAIL STAIR ANGLE WIZARD

AWT-SR-KIT



T-RAIL PORCH ANGLE WIZARD

AWT-PR



2" X 3 1/2" PORCH ANGLE WIZARD

AW 24-H



2" X 3 1/2" PORCH ANGLE WIZARD

AW 24-V

- Screws are grade 18-8 stainless steel.
- The screws are completely and cleanly hidden from view by the Hole Plugs.

ALUMINUM BALUSTERS



T-Rail • White • Deckorator Classic 26" Balusters with Classical Centerpiece.



White • Black • Clay • Rust • Bronze

PREFABRICATED GLASS RAILING SYSTEM

FORTRESS




3 beautiful and classic colors: Smoke, Clear or Bronze



Shown with WHITE COLONIAL SPINDLES

Standard Components




Colonial Spindles

Square Balusters

#3100 Spindles

Premium Spindles



Jewel Spindles

Fluted Spindles

Teardrop Spindles

WHITE	ALMOND	KHAKI
-------	--------	-------

ASK YOUR SALES PERSON FOR A FREE COLOR SAMPLE



Shown with KHAKI #3100 SPINDLES

Structural Vinyl Railings

FULLY ASSEMBLED

AVAILABLE IN 4', 6', 8' AND 10' ON CENTER SECTIONS

Majestic Railings

Sections Include:

- Breadloaf Design Top Rail.
- 2" x 3 1/2" Bottom Rail
- Aluminum Top Rail Insert Included on 4', 6' & 8' Sections.
- Top & Bottom Aluminum Rail Inserts Included on 10' Wide Sections.

Eclipse Railing Bracket System


• Secure Metal To Metal Connection



• 4 screws attach the back of the bracket to the post.


• 2 screws secure the sides to the rail and U-Channel

• Aluminum U-channel for added stability and safety.



Metal Base Plate provides strength and safety.

- * - Bracket base plate is metal providing strength and safety
- * - Bracket design allows one person to easily and quickly install railing
- * - Decorative trim cover slides on hiding all fasteners.



The new tiffany low voltage light



Shown with SQUARE BALUSTERS

Majestic Rail Bracket Kit • Majestic Stair Rail Bracket Kit



Eclipse Railing Bracket Adapters



M-22PA

22.5 degree Post Adapter



M-45PA

45 degree Post Adapter



M-28CA

8" Column Adapter



Curved Deck Railing

Make Your Deck Unique!



WHITE	ALMOND	KHAKI
-------	--------	-------

ASK YOUR SALES PERSON FOR A FREE COLOR SAMPLE



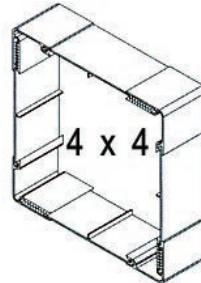
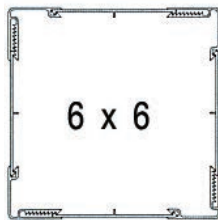
CURVED DECK RAILINGS ARE AVAILABLE WITH VINYL BALUSTERS, ALUMINUM BALUSTERS OR ANY OF OUR SPINDLES.



POST WRAP SYSTEM

No nails, No Screws... Just Wrap and Snap!

- No nails, screws or glue required



The first interchangeable Post Wrap system that allows for a clean installation without nails, screws or glue.



GALLERY™ Accent Posts

- Realistic • Durable • No Maintenance •
 - Easy to Install • Beautiful
- Shown with White Square Balusters

ULTIMOUNT™ POST MOUNT SYSTEMS

PROSPEC

- Mounts to wood, composite, vinyl or concrete decks
- Rust Eliminator protective finish for long lasting performance
- Post sizing stabilizer adjusts to thickness of PVC and composite posts
- Bottom plate provides overall stability and prevents fasteners from embedding into wood.
- All hardware and decorative PVC base trim included (white)
- Almond and Khaki trim available at extra cost
- 20 year Limited Warranty

Product No.	Product	Mount
PMA44-WPS42	Ultimount™Prospec42 Post Mount	Wood
PMA44-CPS42	Ultimount™Prospec42 Post Mount	Concrete
PMA44-WPS36	Ultimount™Prospec36 Post Mount	Wood
PMA44-CPS36	Ultimount™Prospec36 Post Mount	Concrete

Other sizes and models in stock



POSTS & POST SKIRTS

- 4" x 4" Heavy Wall Post Sleeves must be used with a piece of 4x4 treated cedar or post mounts.
- Matching post skirts are available.